

Data sheet | Item number: 2091-1634/024-000

Panel feedthrough male connector; clamping collar; Pin spacing 3.5 mm; 4-pole



2091-1634/024-000



Item description

- Male connectors for screw mounting in device or enclosure panels
- External plug-in connection via locking latches to female connectors with conductor terminations
- Internal plug-in connection to female headers with solder pins or female connectors with conductor terminations
- Also available with pre-assembled female connectors on both sides
- Fixing flanges also suitable for panel mounting

Safety information 1:

The **picoMAX[®] pluggable connection system** is designed without breaking capacity for compliance with DIN EN 61984. When used as intended, MCS Connectors shall not be connected/disconnected when live or under load. The circuit design should ensure header pins, which can be touched, are not live when unmated.

Data

Electrical data

Ratings per IEC/EN 60664-1

Rated voltage (III / 3)	160 V
Rated impulse voltage (III / 3)	2.5 kV
Rated voltage (III / 2)	160 V
Rated impulse voltage (III / 2)	2.5 kV
Rated voltage (II / 2)	320 V
Rated impulse voltage (II / 2)	2.5 kV
Rated current	10 A

Approvals per UL 1059

Rated voltage UL (Use Group B)	300 V
Rated current UL (Use Group B)	10 A
Rated voltage UL (Use Group D)	300 V
Rated current UL (Use Group D)	10 A

Connection data

No. of poles	4
Total number of potentials	4
Number of connection types	1
Number of levels	1

Geometrical Data

Pin spacing	3.5 mm / 0.138 inch
Width	28 mm / 1.102 inch
Height	12.4 mm / 0.488 inch
Depth	29 mm / 1.142 inch

Mechanical data

Mounting type	Mounting flange
Type of mounting	Feed-through mounting Panel mounting

Plug connection

Contact type (pluggable connector)	Male connector/plug
Connector connection type	for pluggable connectors
Mismating protection	No
Locking of plug-in connection	Male locking latch

Material Data

Color	light gray
Material group	I
Insulating material	Polyphthalamide (PPA GF)
Flammability class per UL94	V0
Clamping spring material	Chrome nickel spring steel (CrNi)
Contact material	Electrolytic copper (E _{Cu})
Contact plating	tin-plated
Fire load	0.092 MJ
Weight	2.5 g

Environmental Requirements



Limit temperature range	-60 ... +100 °C
-------------------------	-----------------

Commercial data


Product Group	26 (picoMAX)
Country of origin	DE
GTIN	4050821161868
Customs Tariff No.	85366990990

Approvals / Certificates

Country specific Approvals

Logo	Approval	Additional Approval Text	Certificate name
	CB DEKRA Certification B.V.	IEC 61984	NL-49736
	CSA DEKRA Certification B.V.	C22.2	2362521
	KEMA/KEUR DEKRA Certification B.V.	EN 61984	71- 102260

UL-Approvals

Logo	Approval	Additional Approval Text	Certificate name
	UR Underwriters Laboratories Inc.	UL 1059	E45172



UR
Underwriters Laboratories Inc.

UL 1977

20170428-
E45171

Compatible products

Coding



Item no.: 2091-1610
Coding key carrier; suitable for 3.5 mm pin spacing

2091-1610

Downloads

Documentation

Additional Information

pdf
3.6 MB
Download

CAD/CAE - Smart Data

CAD data

3D Download 2091-1634/024-000
URL
Download

Product family

picoMAX
Learn more about the product family.

Show all products from the family

Subject to changes.